




◆ Improve FP-08 to PLC connecting problem

PLC at V4.30 or up OS has different treatment for LADDER program with PASSWORD, and that will force FP-08 not operative. In this case, FP-08 must be updated to OS V1.06.

◆ Different message while power on

If PLC main unit has LADDER PASSWORD then when connect to FP-08 will appear 'INPUT PASSWORD ". Just need to key in correct LADDER PASSWORD so can operate all FP-08 functions. Or not key in PASSWORD but directly push   or  mode buttons can also enter partial function operation.

◆ Memory Pack (FBs-PACK) Operation

'FUN 2' under system mode has following changes :

- 1) En/Disable the function of 'Write ladder & register of FBs-PACK to PLC when power on'

In reference of FBs-PACK operation manual to set R4052 & R4046.

- 2) Memory Pack on PLC

Operate system backup/restore and copy/load/compare (includes program, register, relay and system data) on FBs-PACK of PLC main unit.

- 3) Memory Pack on FP-08

Operate system backup/restore and copy/load/compare (includes program, register, relay and system data) on FBs-PACK of FP-08.

*** * Notice :** When operate FBs-PACK and force FP-08 reset , please find below for solution.

FP-08 board number : FP-08-2 & FP-08-3

Situation : Pull or put FBs-PACK on FP-08 will force FP-08 reset,
and can't use 'copy/compare PACK \leftrightarrow PACK '.

Solution : cut off pin1 of U7(as red arrow pointed below) or keep it floating.

